

Table of Contents for OFA Chart Entry Tool Addon

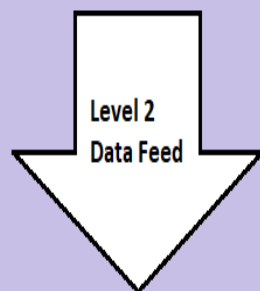

- 1. Component Overview of OFA and the updated OFA Addon Suite with the new Addon(s) and interaction with OFA / Ninjatrade 8 components**
- 2. Introductory Overview of OFA Chart Entry Tool Addon followed by Features Summary**
- 3. Settings for the OFA Chart Entry Tool Indicator**
- 4. FAQ Section**

LEGEND

Existing Addons :



New Addons :



Ninjatrade 8 - Custom NinjaScript - Custom Strategies - Market Analyzer (new Columns and Alerts) - Strategy Builder/Wizard - Alerts via Ninjascript

Imports with separate ZIP file to the main OFA installer. ✨

SharkIndicators
BloodHound

Ninjatrade 8 Charts with OFA added

Bar Strategy Addon ✨

OFA BloodHound Addon ✨

Profile Strategy Addon:ActiveProfile Data ✨

Risk Reward Addon
Dynamic RR Integrated
with OFA Profiles

OFA Order Book LOB
Addon Tools for OFA
Auctions. Book Lines
and Candle modes. ✨

Order Flow Analytics OFA Environment

ALGOX
Algorithmic trading interface
Risk Management / Algo
trading - Compound Account

BONUS OFA
Indicators with
Bundles.
OFAWaveVolume
OFATimeHistogram

OFA Absorption &
Ratio Addon with
Stop Run Analysis
SRA & Exhaust
Filter

OFA Toxic Tools
Addon & Sequential
Incline/Decline
Tools - 3 components

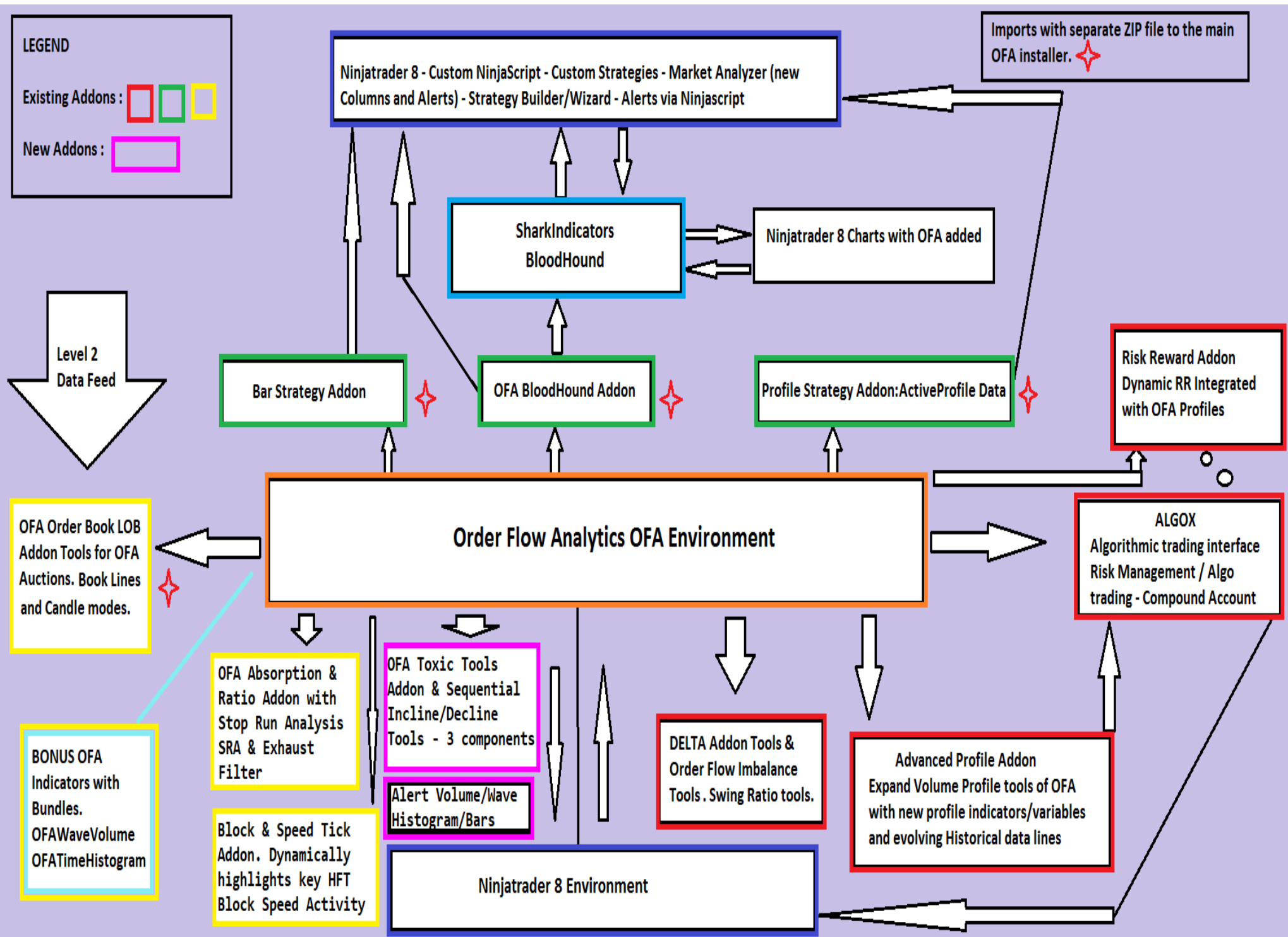
Alert Volume/Wave
Histogram/Bars

DELTA Addon Tools &
Order Flow Imbalance
Tools . Swing Ratio tools.

Advanced Profile Addon
Expand Volume Profile tools of OFA
with new profile indicators/variables
and evolving Historical data lines

Block & Speed Tick
Addon. Dynamically
highlights key HFT
Block Speed Activity

Ninjatrade 8 Environment



OFA Chart Entry Tool Addon Overview

OFA Chart Entry Tool enables Ninjatrade 8 one-click trading to help improve execution speed in placing orders with a single click onto the chart.

This removes the need to use the awkward and cumbersome (mouse right click) options available in the menu ; and those will vary depending on where you 'right-click' on the Chart. It is not immediately clear where the mouse is in relation to the current market price – or the types of orders applicable at that stage.

The modifier keys (eg **CTRL,ALT,SHIFT**) and mouse buttons (**Left or Middle**) are configurable. The order type eg. Limit or stop market is **detected** from the clicked price relative to the current market price on the price panel area.

The parameters for the order ie Account, Quantity time in force, and the ATM Strategy come from the Chart Trader.

Key Features of the Chart Entry Addon

Key Features :

- One-Click chart trading
- Order type (limit or stop marker) detected from the clicked price relative to the market price
- Configurable modifier keys (ie any combination of CTRL, ALT and SHIFT) and mouse buttons (ie Left or Middle)
- Order preview shown on the chart when the modifier keys are pressed
- Order parameters (instrument, time in force, account, quantity, and ATM Strategy) taken from Chart Trader
- Support for Limit, Market-if-touched (MIT), stop-market and stop-limit orders
- Log panel messages to highlight when added to a chart but chart trader is disabled and thus not able to initialise – options to follow for this are in the log message. This includes the chart instrument the chart/tab applies to

OFA Chart Entry Tool Parameters

Indicators

Properties

Colors

Preview Text Color

Preview Text Box Outline

Limit Order Color

MIT Order Color

Stop Limit Order Color

Stop Market Order Color

Parameters

Buy Modifier Key

Sell Modifier Key

Buy/Sell Mouse Option

Show Preview Lines

Order display bar length (% of chart)

MIT or Limit (default Limit / disabled)

Stop Limit or Stop Market (default Market / disabled)

Data Series

Input series

Setup

Calculate

Label

Maximum bars look back

Visual

Auto scale

Displacement

Display in Data Box

Panel

Price marker(s)

Scale justification

Visible

Solid, 2px

Solid, 2px

Dot, 2px

Dot, 2px

Dot, 2px

Dot, 2px

Ctrl

Ctrl+Alt

Shift

Ctrl+Shift

Ctrl+Alt+Shift

Ctrl

Ctrl+Alt

Left

Left

Middle

ES 06-25 (OFA® 1C(P8/R4/L2))

On bar close

256

✓

0

✓

Same as input series

✓

Right

✓

town

template

OK

Cancel

Apply

Color Settings for each of the order line types : including preview text and box outline.

Buyer Modifier Key : Options are – Ctrl – Ctrl+Alt – Shift – Ctrl+Shift – Ctrl+Alt+Shift – default (Ctrl)

Sell Modifier Key : Options are – Ctrl – Ctrl+Alt – Shift – Ctrl+Shift – Ctrl+Alt+Shift – default (Ctrl+Alt)

Mouse option for both the buy/sell – Left or Middle – default (Left)

Show Preview Lines – option to show the preview line when the (Buy or Sell) Modifier Key is pressed and held

Order display Bar length - % of the Chart – default (25) to make smaller set to eg. 20.

MIT or Limit (default Limit / disabled) – Option to use Market-if-touched instead of Limit Order – default is Limit ie this option is disabled.

Stop-Limit or Stop Market (default Stop Market/disabled) – Option to use Stop-Limit or Stop Market orders - default is Stop Market ie this option is disabled

Leave the Calculate to On Bar Close setting

Changing Font Size – right click on chart to access Ninja Properties and adjust the Font Size for the chart.

Always Click first on the chart for focus, before then pressing the modifier keys to see the preview mode.

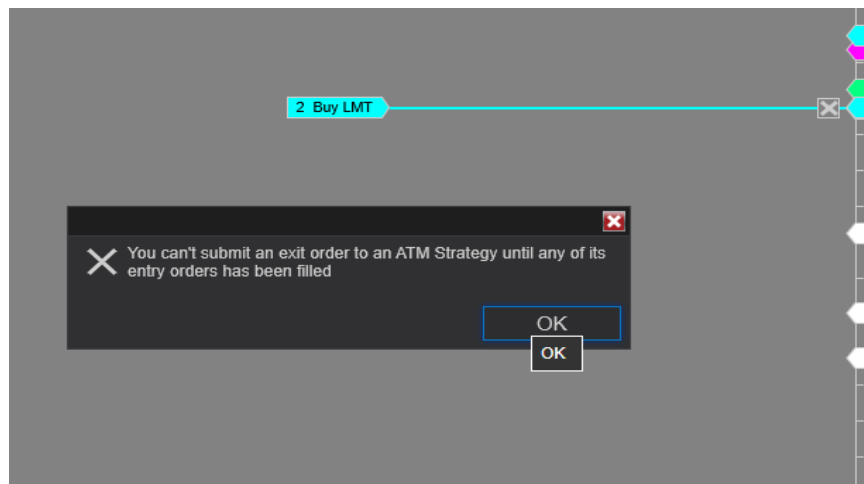
Ninjatrader Log Tab Messages :

| | |
|-------------|---|
| NinjaScript | Chart Trader not enabled for OFAChartEntryTool - Enable and Reload Indicators OR Enable Chart Trader then wait for current bar to close ES 09-25 Globex |
| Default | Restoring workspace 'Untitled 52'... |

If the Chart Entry Tool has been added to a chart and the Chart Trader is not enabled you will see the above log message in the Ninja Log tab in the control centre. The log message also includes the chart/tab instrument it relates to.

You have the option of enabling and then waiting for the current bar to close and it will enable or you can enable Chart Trader and reload the indicators on the chart F5.

You can use this with or without an ATM strategy template being defined ie set to None.

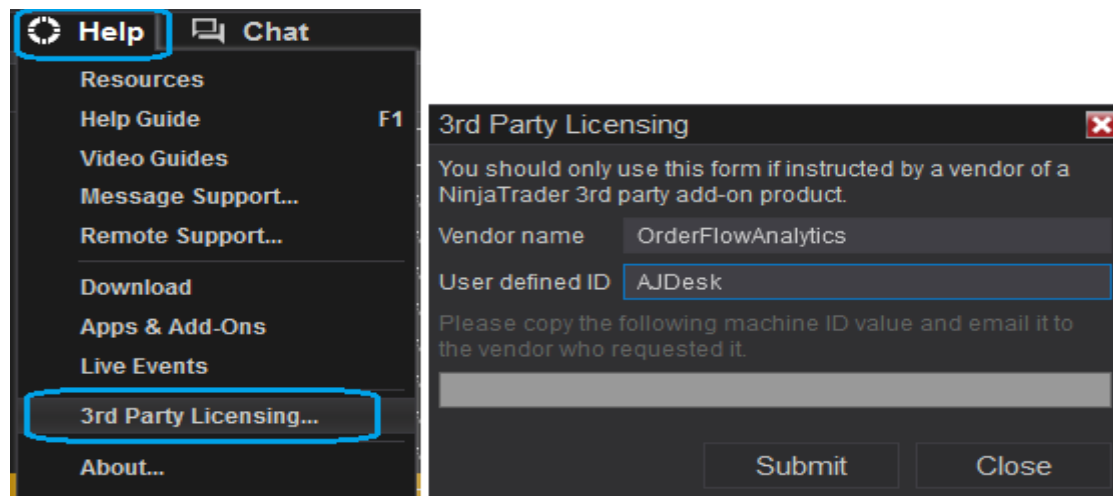


If you enter a Buy/Long and is pending – you cannot enter a Sell order until the initial Buy order is filled – this same principle adopted by chart trader. Conversely if you enter a Sell/Short and is pending – you cannot enter a Buy order until the initial Sell order is filled. You can enter another order in same direction at different price ie layer !

Installation

Before installing this indicator you must have a valid user license. This is separate to OFA Authorisation for this and some other indicators coming. In order to authenticate you will be asked to provide a unique licensing key.

To create your key, go to the Control Center in NT8, click on **Help** and select '**3rd Party licensing**'



In the 3rd party licensing window enter **OrderFlowAnalytics** as the **Vendor Name**.

In the **User defined ID** field, enter an alphanumeric string that can be used to uniquely identify your licensing key. Then click on **Submit**

This will generate a string of characters with your User Defined ID attached as a suffix. Send a copy of the full character string (including the suffix) to support at help@orderflowanalytics.com.

Once your authentication has been completed, you will receive the zip file which you should store on your PC or they can download once purchased .. from download area ... ?

To install **Tools > Import > NinjaScript Add-On**. This will open a window where you can browse to the location where you stored the zip file.

FAQ Section

How do I install this Addon?

This Addon is downloaded from the OFA download page and the zip file is imported.

Please follow the instructions above to submit your machine id+user defined id to OFA and be patient as we need to register these manually

For users wanting this on multiple machine/devices – submit a request to support and we will offer a discount on the 2nd license.

So there is **nothing** to install and no zip file to import

Does this Addon require OFA or the latest OFA Core to run ?

This addon does not require the latest version of OFA for those users who are running older versions of Ninjatrader
This will also work on charts with No OFA indicators loaded.

Do I need Level 2 data subscription for any features of this Addon ? – NO level 2 data is not required